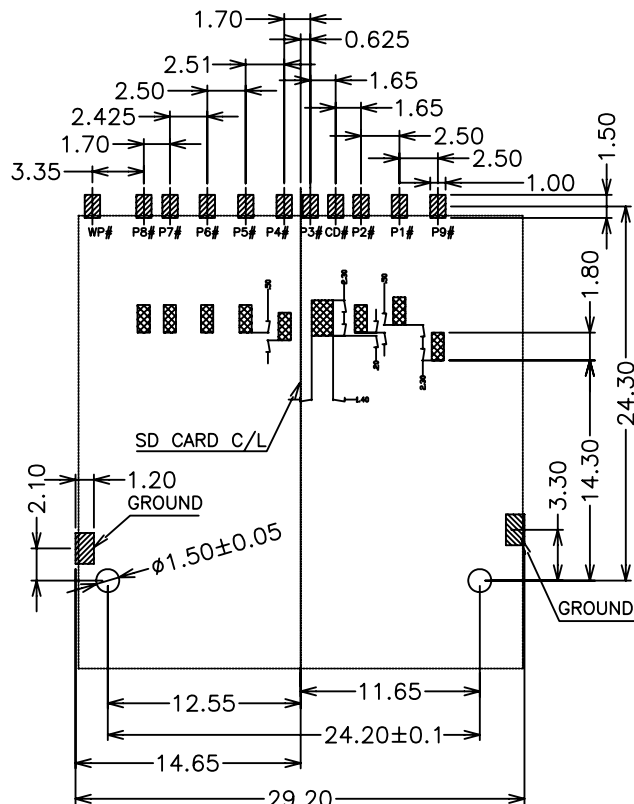
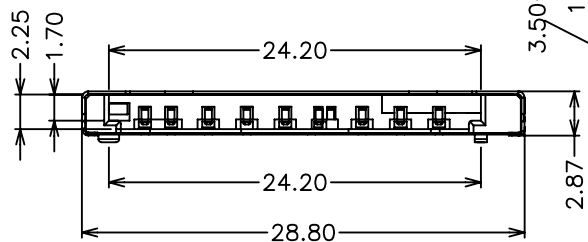


SD MMC LOCK CARD

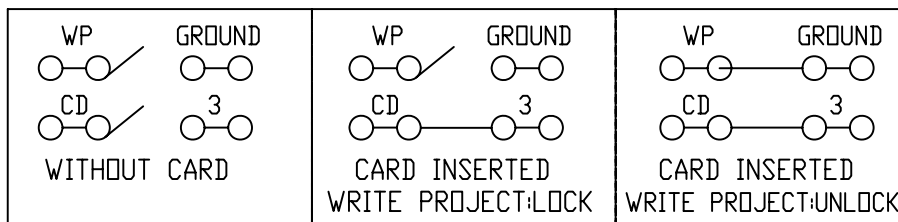
SD MMC UNLOCK CARD



▨ Pad Area
 ▩ Keep Out Area

PCB LAYOUT TOP VIEW
 (TOLERANCE: ±0.05)

| SD CARD PIN DESIGN | | | |
|--------------------|---------|--------|-----------------------------|
| Pin# | Name | Type | Card Detect/Date Line[Bit3] |
| 1 | CD/DAT3 | I/O/PP | Command/Response |
| 2 | CMD | PP | Supply voltage |
| 3 | Vss1 | S | Supply voltage ground |
| 4 | VDD | S | Supply voltage |
| 5 | CLK | I | Clock |
| 6 | Vss2 | S | Supply voltage ground |
| 7 | DAT0 | I/O/PP | Date Line [Bit0] |
| 8 | DAT1 | I/O/PP | Date Line [Bit1] |
| 9 | DAT2 | I/O/PP | Date Line [Bit2] |



| | | | |
|--------------------------------------|---------|------------|-----------------------------|
| UNLESS OTHERWISE SPECIFIED TOLERANCE | | | |
| UNIT: | DECIMAL | LINEAR | ANGLES |
| mm | X. | ±0.50 | ±5° |
| | X.X | ±0.25 | ±3° |
| | X.XX | ±0.12 | ±1° |
| DRAWN | Fros | 2014/12/12 | DRAWN NAME: SD CONNECTOR |
| CHECKED | Ron | 2014/12/12 | |
| APPROVED | Albert | 2014/12/12 | |
| SCALE | 3.2 | SHEET | 1/1 |
| | | SIZE | A4 |

东莞市讯普电子科技有限公司

www.xunpudianzi.com

| | |
|-------------|--------------|
| DRAWN NAME: | SD CONNECTOR |
| PRODUCT NO. | SD-106S |